




Blackboard Quick Reference Guide 8.0

Using Course Statistics



The **Course Statistics** feature of Blackboard offers faculty an informative way to look at student participation. The following information is excerpted from the Blackboard 7.1 Instructor Manual explaining how the statistics should be interpreted:

Please note that, when viewing reports that include hit or access statistics, a hit is tracked every time a request is sent to the Blackboard Learning System. For example, when tracking use of the Communication Area: a Student accesses the Communication area (1 hit), clicks Discussion Boards (2 hits), clicks a forum (3 hits), and clicks a message to read (4 hits).

 Course statistics will not include any data from the current date.

Step 1: From the Control Panel, click **Course Statistics**.

Step 2: Select the type of report you wish to generate:


- Overall Summary of Usage – this default choice gives you all reports and graphs.
- Accesses by Content Area – displays only content (e.g, Course Materials, Assignments).
- Accesses by Groups – displays results if groups were assigned.
- Accesses by Forum – displays only discussion board forum results.

Step 3: Under Filter Options section, set the date range.

 Narrowing the date range will speed report generation and make charts easier to read.

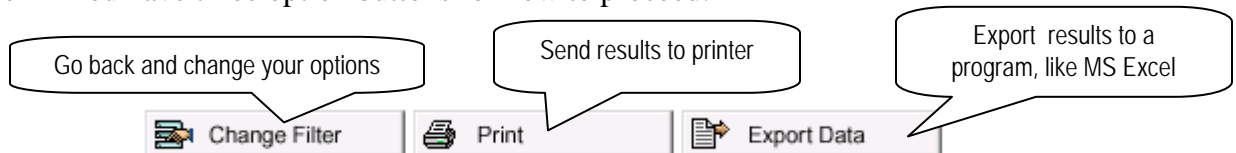
Step 4: Determine if you want all students or just selected ones.

 Ctrl-click to select more than one student from the list box.

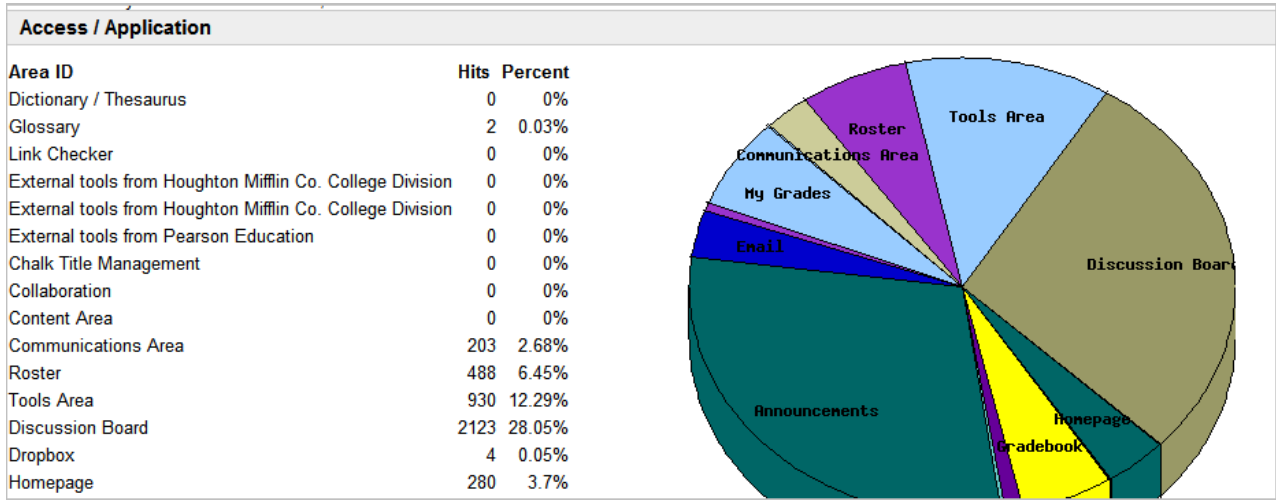
 If you choose ALL students, be aware that this will include students who dropped before the class started.

Step 5: Click . Based on the filters you chose, your results will appear in tabular and graphical forms.

Step 6: You have three option buttons for how to proceed:

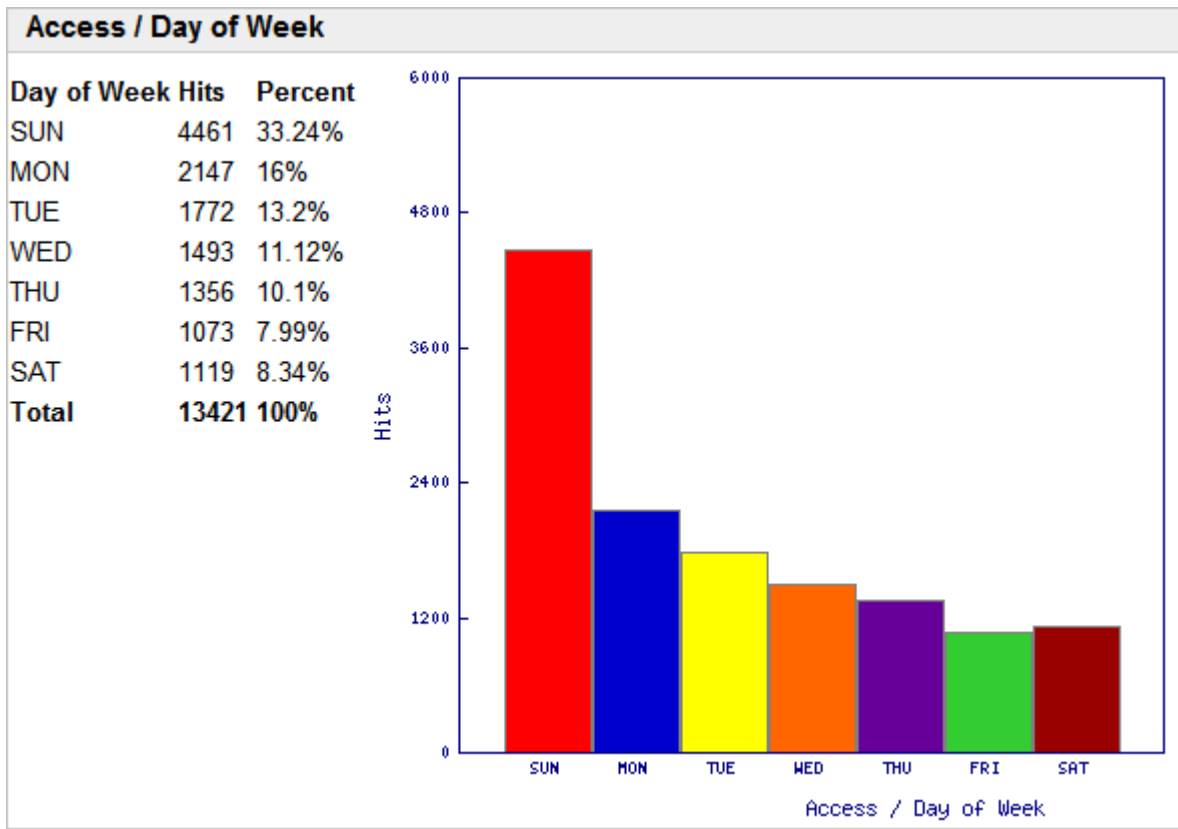


What follows on the next two pages are sample results, for your reference.



Month: 2007-08

	2	2	2	2	2	2	2	2	2	2	2	2	2	2	2	2	2	2	2	
	0	0	0	0	0	0	0	0	0	0	0	0	0	0	0	0	0	0	0	
	0	0	0	0	0	0	0	0	0	0	0	0	0	0	0	0	0	0	0	
	7	7	7	7	7	7	7	7	7	7	7	7	7	7	7	7	7	7	7	
	-	-	-	-	-	-	-	-	-	-	-	-	-	-	-	-	-	-	-	
	0	0	0	0	0	0	0	0	0	0	0	0	0	0	0	0	0	0	0	
	8	8	8	8	8	8	8	8	8	8	8	8	8	8	8	8	8	8	8	
	-	-	-	-	-	-	-	-	-	-	-	-	-	-	-	-	-	-	-	
	1	1	1	1	1	1	1	2	2	2	2	2	2	2	2	2	2	3	3	
	3	4	5	6	7	8	9	0	1	2	3	4	5	6	7	8	9	0	1	
Student Name	0	0	0	0	0	0	0	2	3	0	0	25	0	0	14	0	0	4	0	48



Access / Hour of Day

Hour of Day	Hits	Percent
00	193	1.44%
01	126	0.94%
02	35	0.26%
03	4	0.03%
04	0	0%
05	0	0%
06	4	0.03%
07	163	1.21%
08	194	1.45%
09	570	4.25%
10	575	4.28%
11	700	5.22%
12	780	5.81%
13	664	4.95%
14	901	6.71%
15	1188	8.85%
16	723	5.39%

